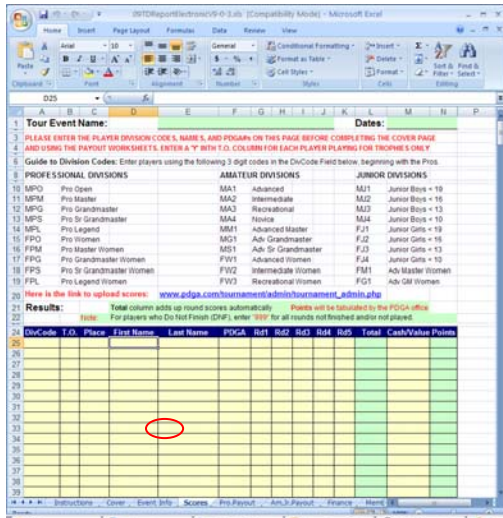


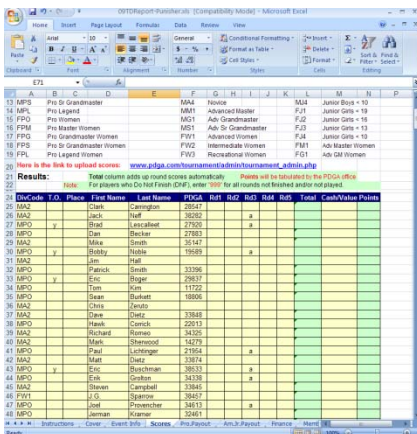
## Uploading scores to the PDGA Site

1. Download the TD report from the PDGA website. I usually rename it using the event name and year so I know which one it is. Report can be downloaded at <http://www.pdga.com/documents/td-report>

Go to the scores tab at the bottom of the spreadsheet.



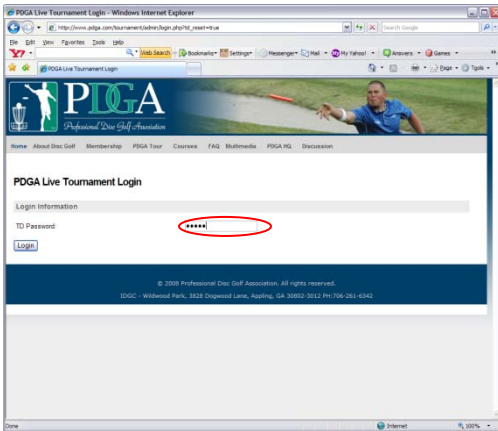
2. Enter in the players divisions, names and pdga numbers to the spreadsheet. They don't need to be in order by division to upload correctly, but you will need to sort them out to divisions for the final report. It would make sense for the PDGA to add this feature to the spreadsheet if possible.



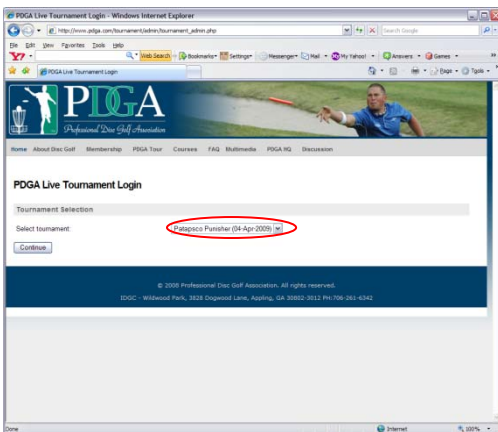
3. Highlight the player info on the spreadsheet along with the headings as shown and copy(CTRL+C)

DivCode	ID	Place	First Name	Last Name	PDGA	R1	R2	R3	R4	R5	Total	Cash/Value/Pts
MA2			Clark	Garlington	28521							
MA2			Jacobs	Heff	30202							
NPO	Y		Brad	Liscalford	27926							
NPO			Dan	Becker	27882							
MA2			Mike	Smith	25147							
NPO	Y		Bobby	Hilde	19589							
MA2			Jim	Hall	23288							
NPO			Patrick	Smith	23288							
NPO	Y		Eric	Roger	29637							
NPO			Tom	Kim	11702							
MA2			Sean	Burkett	30909							
MA2			Chris	Zurita	33448							
MA2			Ryan	Cher	33448							
NPO			Hawk	Carroll	22013							
MA2			Richard	Herman	24205							
MA2			Matt	Shenwood	14279							
NPO			Paul	Leichter	21954							
MA2			Mark	Cher	33514							
NPO	Y		Eric	Bushman	38533							
NPO			Ken	Garber	14238							
MA2			Steven	Campbell	33845							
NPO			J.S.	Stamm	38457							
NPO			Joel	Provescher	34813							
NPO			Jeremiah	Kramer	24487							
NPO			Larry	Francis	25115							
MA2			Andrew	Crang	38924							
NPO			Shawn	Johnson	31102							
NPO			Craig	Langhoff	4911							
NPO			Mike	Stewart	30787							
NPO			Alan	Heath	33024							

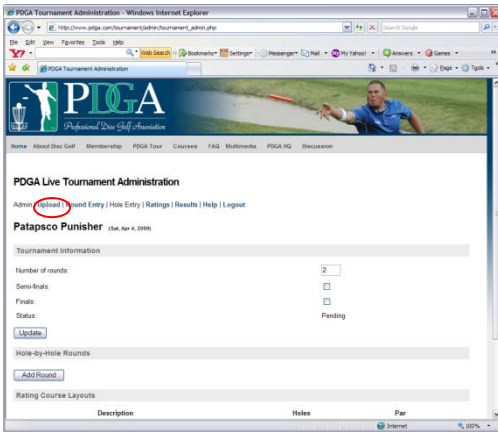
- Go to the PDGA TD admin site <http://www.pdga.com/tournament-admin> and use the password provided by the PDGA in the event confirmation email.



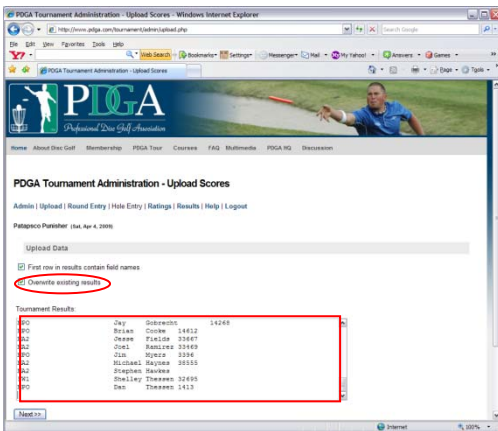
- Select the tournament you wish to administer.



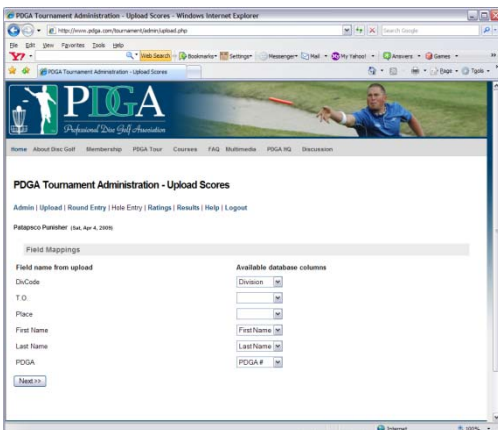
- Enter the number of rounds. Then hit the upload button at the top.



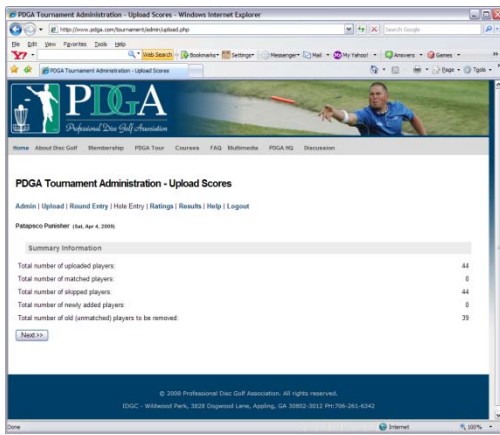
- I always check the overwrite box. You will get a warning about not doing this, but I've never had luck making it work without doing that. Then paste (CTRL+V) the player info from the spreadsheet into the box and choose "next"



- It will ask you if the fields match, they should so just hit "next" again.



9. It will then show you how many players were uploaded. Hit next again.



10. And the last page you will see is the summary. Your event will now have the Registration Icon on the PDGA schedule so people can see the registered players.

